

### MOTOR DATA @ 110 VAC (TRAP)

MOTOR PARAMETERS	UNITS	VALUE
HORSEPOWER	HP	.16
KILOWATTS	KW	.12
MAX. OPERATING SPEED	N. MAX RPM	3000
SPEED @ RATED TORQUE	N RATED RPM	2500
* CONTINUOUS RATED TORQUE @ 2500 RPM	IN-LBS[Nm]	4.0(.45)
* CONTINUOUS STALL TORQUE	IN-LBS[Nm]	5.0(.56)
CONTINUOUS LINE CURRENT	AMPS	1.6
PEAK TORQUE	IN-LBS[Nm]	15.1[1.7]
PEAK CURRENT	AMPS	4.7
MAX. THEORETICAL ACCEL.	RAD/SEC <sup>2</sup>	123,770
TORQUE SENSITIVITY	Kt IN-LBS/AMP[Nm/AMP]	3.2(.36)
BACK EMF (LINE TO LINE)	Vrms/Krpm	28.3
D.C. RESISTANCE (P-P)	OHMS	18.5
INDUCTANCE (P-P)	MILLIHENRIES	26.4
ROTOR INERTIA W/ BRAKE	Jm IN-LBS-SEC <sup>2</sup> [Kg-M <sup>2</sup> ]	.000122[.0000137]
STATIC FRICTION	Tf IN-LBS[Nm]	.5[.06]

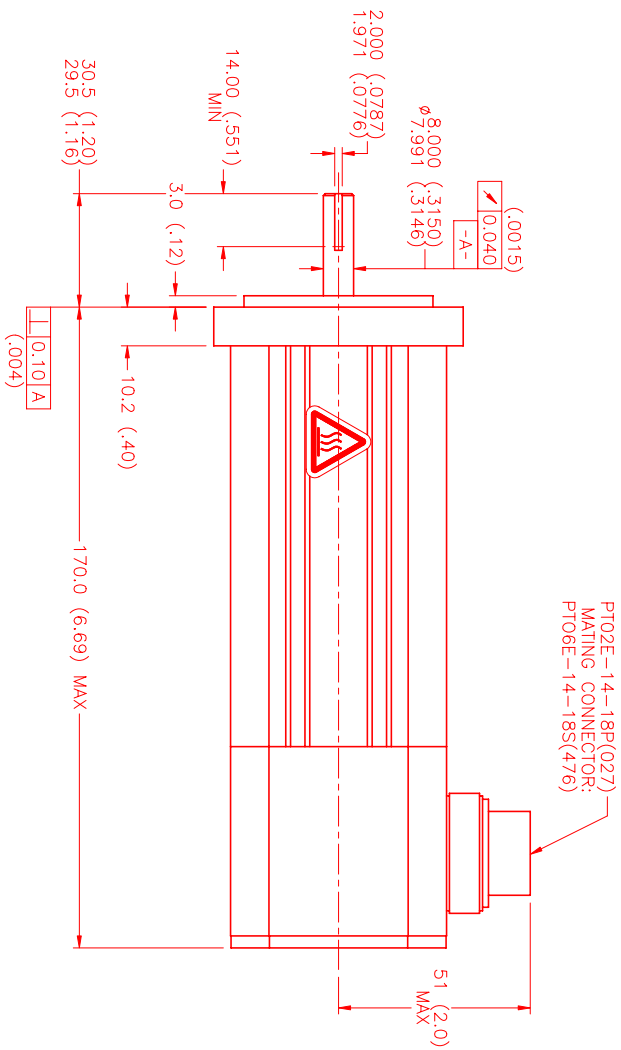
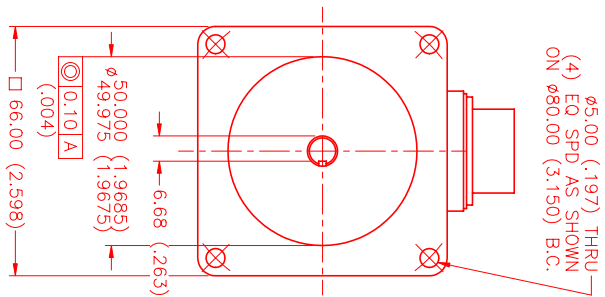
\*25°C AMBIENT WITH A MAXIMUM CASE TEMPERATURE OF 100°C ON MOTOR. MOTOR MOUNTED ON A 10" X 10" X 10" X 1/4" ALUMINUM HEATSINK. THERMOSTAT IN STATOR WINDINGS WILL OPEN IF WINDING TEMPERATURE EXCEEDS 155°C. THIS ALLOWS FOR AN APPROXIMATE +10% HEADROOM IN THE CONTINUOUS TORQUE RATING BEFORE THERMOSTAT OPENS.

#### MECHANICAL NOTES:

- AXIAL LOAD: 15 LBS MAX
- RADIAL LOAD: 20 LBS MAX @ 1" FROM FACE
- MOTOR SEALED TO IP65.
- MOTOR WEIGHT: 3.6 LBS. [1.63 kg]
- MOTOR FINISH: BLACK EPOXY
- MOTOR OUTPUT SHAFT: STAINLESS STEEL
- MILLIMETERS (INCHES)

#### FAIL SAFE BRAKE:

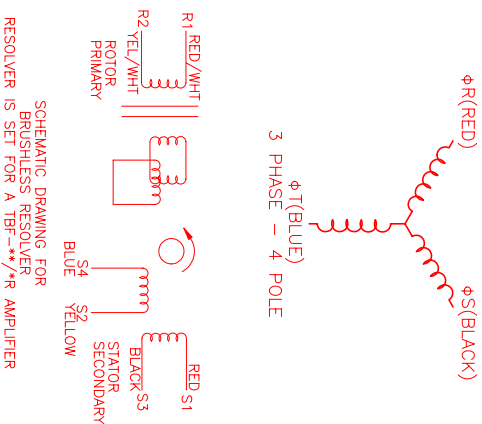
MIN HOLDING TORQUE: 10 IN-LBS  
INPUT VOLTAGE: 24 VOLTS



PT02E-14-18P(027)  
MATING CONNECTOR:  
PT06E-14-18S(476)

### CONNECTION CHART MOTOR/THERM/RES/BRAKE CONNECTOR: PT02E-14-18P(027) (270-00024)

MTR/THERM/RES/BRK	RES/BRK	WIRE LEADS
PIN	FUNCTION	WIRE COLOR
A	ΦR	RED
B	ΦS	BLACK
C	ΦT	BLUE
D	PE GND	GRN/YEL
U	THERM	BLACK
N	THERM	BLACK
H	SIN	YELLOW
G	COS GND	BLACK
S	COS	RED
F	SIN GND	BLUE
R	REF GND	YEL/WHI
E	REF	RED/WHI
J	RES SHLD	GRN/YEL
K	BRK (+)	DIODE
L	BRK (-)	1N4007
M	BRK SHLD	-
P	-	-
T	-	-



REV	DESCRIPTION	DATE	APPD.
PRELIMINARY		2/4/02	LIN

NO.	PART NUMBER	DESCRIPTION	QTY.
1	PT02E-14-18P(027)	MOTOR/THERM/RES/BRAKE CONNECTOR	1

NO.	PART NUMBER	DESCRIPTION	QTY.
1	PT06E-14-18S(476)	MATING CONNECTOR	1

NO.	PART NUMBER	DESCRIPTION	QTY.
1	PT02E-14-18P(027)	MOTOR/THERM/RES/BRAKE CONNECTOR	1

NO.	PART NUMBER	DESCRIPTION	QTY.
1	PT06E-14-18S(476)	MATING CONNECTOR	1

NO.	PART NUMBER	DESCRIPTION	QTY.
1	PT02E-14-18P(027)	MOTOR/THERM/RES/BRAKE CONNECTOR	1

NO.	PART NUMBER	DESCRIPTION	QTY.
1	PT06E-14-18S(476)	MATING CONNECTOR	1

NO.	PART NUMBER	DESCRIPTION	QTY.
1	PT02E-14-18P(027)	MOTOR/THERM/RES/BRAKE CONNECTOR	1

NO.	PART NUMBER	DESCRIPTION	QTY.
1	PT06E-14-18S(476)	MATING CONNECTOR	1

NO.	PART NUMBER	DESCRIPTION	QTY.
1	PT02E-14-18P(027)	MOTOR/THERM/RES/BRAKE CONNECTOR	1

NO.	PART NUMBER	DESCRIPTION	QTY.
1	PT06E-14-18S(476)	MATING CONNECTOR	1

NO.	PART NUMBER	DESCRIPTION	QTY.
1	PT02E-14-18P(027)	MOTOR/THERM/RES/BRAKE CONNECTOR	1

NO.	PART NUMBER	DESCRIPTION	QTY.
1	PT06E-14-18S(476)	MATING CONNECTOR	1

NO.	PART NUMBER	DESCRIPTION	QTY.
1	PT02E-14-18P(027)	MOTOR/THERM/RES/BRAKE CONNECTOR	1

NO.	PART NUMBER	DESCRIPTION	QTY.
1	PT06E-14-18S(476)	MATING CONNECTOR	1

NO.	PART NUMBER	DESCRIPTION	QTY.
1	PT02E-14-18P(027)	MOTOR/THERM/RES/BRAKE CONNECTOR	1

NO.	PART NUMBER	DESCRIPTION	QTY.
1	PT06E-14-18S(476)	MATING CONNECTOR	1

NO.	PART NUMBER	DESCRIPTION	QTY.
1	PT02E-14-18P(027)	MOTOR/THERM/RES/BRAKE CONNECTOR	1

NO.	PART NUMBER	DESCRIPTION	QTY.
1	PT06E-14-18S(476)	MATING CONNECTOR	1

NO.	PART NUMBER	DESCRIPTION	QTY.
1	PT02E-14-18P(027)	MOTOR/THERM/RES/BRAKE CONNECTOR	1

NO.	PART NUMBER	DESCRIPTION	QTY.
1	PT06E-14-18S(476)	MATING CONNECTOR	1

NO.	PART NUMBER	DESCRIPTION	QTY.
1	PT02E-14-18P(027)	MOTOR/THERM/RES/BRAKE CONNECTOR	1

NO.	PART NUMBER	DESCRIPTION	QTY.
1	PT06E-14-18S(476)	MATING CONNECTOR	1

NO.	PART NUMBER	DESCRIPTION	QTY.
1	PT02E-14-18P(027)	MOTOR/THERM/RES/BRAKE CONNECTOR	1

NO.	PART NUMBER	DESCRIPTION	QTY.
1	PT06E-14-18S(476)	MATING CONNECTOR	1

NO.	PART NUMBER	DESCRIPTION	QTY.
1	PT02E-14-18P(027)	MOTOR/THERM/RES/BRAKE CONNECTOR	1

NO.	PART NUMBER	DESCRIPTION	QTY.
1	PT06E-14-18S(476)	MATING CONNECTOR	1

NO.	PART NUMBER	DESCRIPTION	QTY.
1	PT02E-14-18P(027)	MOTOR/THERM/RES/BRAKE CONNECTOR	1

NO.	PART NUMBER	DESCRIPTION	QTY.
1	PT06E-14-18S(476)	MATING CONNECTOR	1

NO.	PART NUMBER	DESCRIPTION	QTY.
1	PT02E-14-18P(027)	MOTOR/THERM/RES/BRAKE CONNECTOR	1

NO.	PART NUMBER	DESCRIPTION	QTY.
1	PT06E-14-18S(476)	MATING CONNECTOR	1

NO.	PART NUMBER	DESCRIPTION	QTY.
1	PT02E-14-18P(027)	MOTOR/THERM/RES/BRAKE CONNECTOR	1

NO.	PART NUMBER	DESCRIPTION	QTY.
1	PT06E-14-18S(476)	MATING CONNECTOR	1

NO.	PART NUMBER	DESCRIPTION	QTY.
1	PT02E-14-18P(027)	MOTOR/THERM/RES/BRAKE CONNECTOR	1

NO.	PART NUMBER	DESCRIPTION	QTY.
1	PT06E-14-18S(476)	MATING CONNECTOR	1

NO.	PART NUMBER	DESCRIPTION	QTY.
1	PT02E-14-18P(027)	MOTOR/THERM/RES/BRAKE CONNECTOR	1

NO.	PART NUMBER	DESCRIPTION	QTY.
1	PT06E-14-18S(476)	MATING CONNECTOR	1

NO.	PART NUMBER	DESCRIPTION	QTY.
1	PT02E-14-18P(027)	MOTOR/THERM/RES/BRAKE CONNECTOR	1

NO.	PART NUMBER	DESCRIPTION	QTY.
1	PT06E-14-18S(476)	MATING CONNECTOR	1

NO.	PART NUMBER	DESCRIPTION	QTY.
1	PT02E-14-18P(027)	MOTOR/THERM/RES/BRAKE CONNECTOR	1

NO.	PART NUMBER	DESCRIPTION	QTY.
1	PT06E-14-18S(476)	MATING CONNECTOR	1

NO.	PART NUMBER	DESCRIPTION	QTY.
1	PT02E-14-18P(027)	MOTOR/THERM/RES/BRAKE CONNECTOR	1

NO.	PART NUMBER	DESCRIPTION	QTY.
1	PT06E-14-18S(476)	MATING CONNECTOR	1

NO.	PART NUMBER	DESCRIPTION	QTY.
1	PT02E-14-18P(027)	MOTOR/THERM/RES/BRAKE CONNECTOR	1

NO.	PART NUMBER	DESCRIPTION	QTY.
1	PT06E-14-18S(476)	MATING CONNECTOR	1

NO.	PART NUMBER	DESCRIPTION	QTY.
1	PT02E-14-18P(027)	MOTOR/THERM/RES/BRAKE CONNECTOR	1

NO.	PART NUMBER	DESCRIPTION	QTY.
1	PT06E-14-18S(476)	MATING CONNECTOR	1

NO.	PART NUMBER	DESCRIPTION	QTY.
1	PT02E-14-18P(027)	MOTOR/THERM/RES/BRAKE CONNECTOR	1

NO.	PART NUMBER	DESCRIPTION	QTY.
1	PT06E-14-18S(476)	MATING CONNECTOR	1

NO.	PART NUMBER	DESCRIPTION	QTY.
1	PT02E-14-18P(027)	MOTOR/THERM/RES/BRAKE CONNECTOR	1

NO.	PART NUMBER	DESCRIPTION	QTY.
1	PT06E-14-18S(476)	MATING CONNECTOR	1

NO.	PART NUMBER	DESCRIPTION	QTY.
1	PT02E-14-18P(027)	MOTOR/THERM/RES/BRAKE CONNECTOR	1

NO.	PART NUMBER	DESCRIPTION	QTY.
1	PT06E-14-18S(476)	MATING CONNECTOR	1

NO.	PART NUMBER	DESCRIPTION	QTY.
1	PT02E-14-18P(027)	MOTOR/THERM/RES/BRAKE CONNECTOR	1

NO.	PART NUMBER	DESCRIPTION	QTY.
1	PT06E-14-18S(476)	MATING CONNECTOR	1

NO.	PART NUMBER	DESCRIPTION	QTY.
1	PT02E-14-18P(027)	MOTOR/THERM/RES/BRAKE CONNECTOR	1

NO.	PART NUMBER	DESCRIPTION	QTY.
1	PT06E-14-18S(476)	MATING CONNECTOR	1

NO.	PART NUMBER	DESCRIPTION	QTY.
1	PT02E-14-18P(027)	MOTOR/THERM/RES/BRAKE CONNECTOR	1

NO.	PART NUMBER	DESCRIPTION	QTY.
1	PT06E-14-18S(476)	MATING CONNECTOR	1

NO.	PART NUMBER	DESCRIPTION	QTY.
1	PT02E-14-18P(027)	MOTOR/THERM/RES/BRAKE CONNECTOR	1

NO.	PART NUMBER	DESCRIPTION	QTY.
1	PT06E-14-18S(476)	MATING CONNECTOR	1

NO.	PART NUMBER	DESCRIPTION	QTY.
1	PT02E-14-18P(027)	MOTOR/THERM/RES/BRAKE CONNECTOR	1

NO.	PART NUMBER	DESCRIPTION	QTY.
1	PT06E-14-18S(476)	MATING CONNECTOR	1

NO.	PART NUMBER	DESCRIPTION	QTY.
1	PT02E-14-18P(027)	MOTOR/THERM/RES/BRAKE CONNECTOR	1

NO.	PART NUMBER	DESCRIPTION	QTY.
1	PT06E-14-18S(476)	MATING CONNECTOR	1

NO.	PART NUMBER	DESCRIPTION	QTY.
1	PT02E-14-18P(027)	MOTOR/THERM/RES/BRAKE CONNECTOR	1

NO.	PART NUMBER	DESCRIPTION	QTY.
1	PT06E-14		